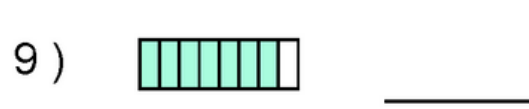
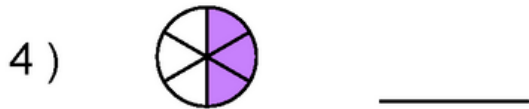


Name: _____

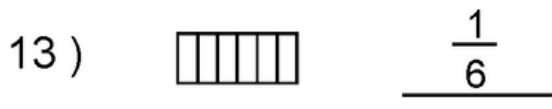
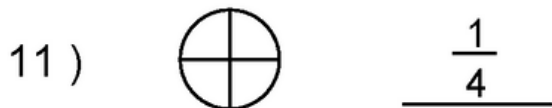
Date: _____

Fraction Basics, Worksheet - 1

What is the Fraction of the Shaded Area ?



Shade the Figure with the Indicated Fraction.

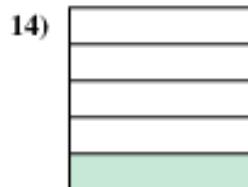
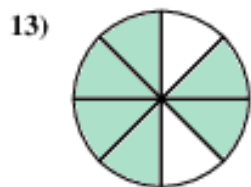
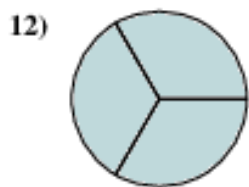
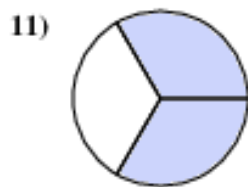
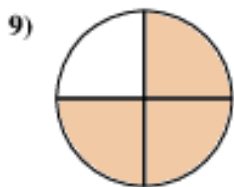
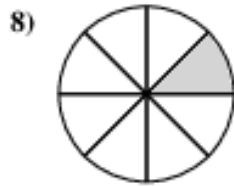
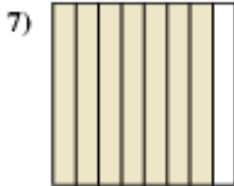
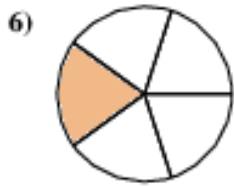
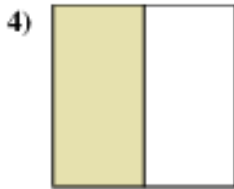
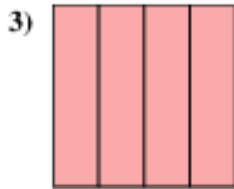
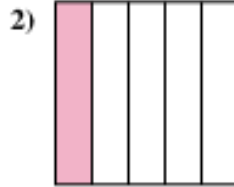
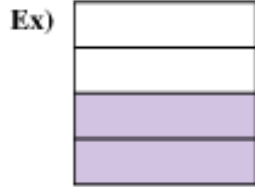


Name: _____

Date: _____

Fraction Basics, Worksheet - 2

Write the shaded amount as a fraction.



Answers

Ex. $2 = \frac{2}{4}$

1. _____

2. _____

3. _____

4. _____

5. _____

6. _____

7. _____

8. _____

9. _____

10. _____

11. _____

12. _____

13. _____

14. _____